



Synonym

NGF,NGFB,Beta-NGF,HSAN5,MGC161426,MGC161428

Source

Mouse Beta-NGF Protein, Tag Free(BEF-M5213) is expressed from human 293 cells (HEK293). It contains AA Ser 122 - Gly 241 (Accession # [P01139](#)).

Predicted N-terminus: Ser 122

Molecular Characterization

**Beta-NGF(Ser 122 - Gly 241)
P01139**

This protein carries no "tag".

The protein has a calculated MW of 13.5 kDa. The protein migrates as <14 kDa under reducing (R) condition (SDS-PAGE).

Endotoxin

Less than 0.1 EU per µg by the LAL method.

Sterility

Negative

Mycoplasma

Negative.

Purity

>95% as determined by SDS-PAGE.

>90% as determined by SEC-MALS.

Formulation

Lyophilized from 0.22 µm filtered solution in 20 mM NaAC, 150 mM NaCl, pH5.5 with trehalose as protectant.

Contact us for customized product form or formulation.

Reconstitution

Please see Certificate of Analysis for specific instructions.

For best performance, we strongly recommend you to follow the reconstitution protocol provided in the CoA.

Storage


For long term storage, the product should be stored at lyophilized state at -20°C or lower.

Please avoid repeated freeze-thaw cycles.

This product is stable after storage at:

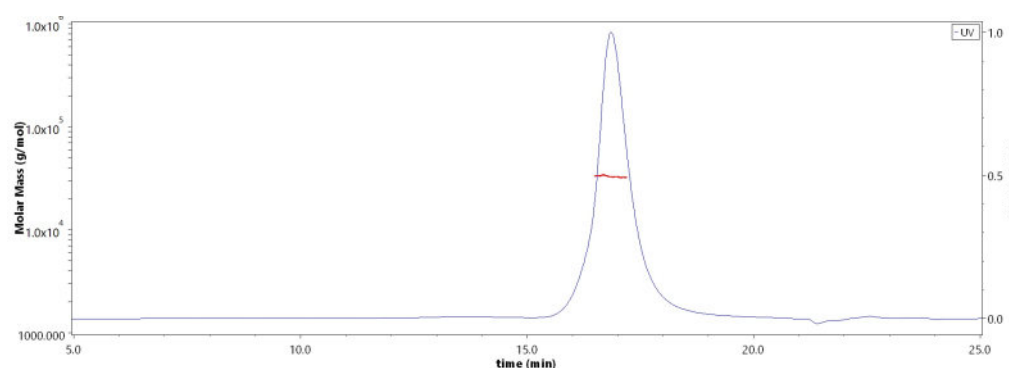
- -20°C to -70°C for 12 months in lyophilized state;
- -70°C for 3 months under sterile conditions after reconstitution.

SDS-PAGE



Mouse Beta-NGF Protein, Tag Free on SDS-PAGE under reducing (R) condition. The gel was stained with Coomassie Blue. The purity of the protein is greater than 95%.

SEC-MALS



The purity of Mouse Beta-NGF Protein, Tag Free (Cat. No. BEF-M5213) is more than 90% and the molecular weight of this protein is around 28-36 kDa verified by SEC-MALS.

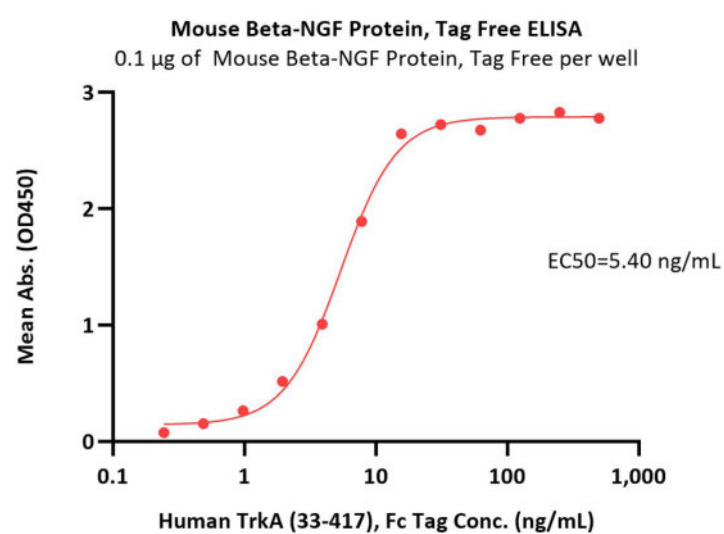
[Report](#)

Discounts, Gifts,
and more!





Bioactivity-ELISA



Immobilized Mouse Beta-NGF Protein, Tag Free (Cat. No. BEF-M5213) at 1 µg/mL (100 µL/well) can bind Human TrkA (33-417), Fc Tag (Cat. No. TRA-H5254) with a linear range of 0.2-16 ng/mL (QC tested).

Background

Nerve growth factor beta (beta-NGF) is a neurotrophic factor that plays critical role in the development and maintenance of sensory and sympathetic neurons. The active form of human beta-NGF is a noncovalently disulfide-linked homodimer, which is secreted and signals through the low affinity nerve growth factor receptor (LNGFR) and the tropomyosin receptor kinase A (TrkA) to activate PI3K, Ras, and PLC signaling pathways.

Clinical and Translational Updates

Discounts, Gifts,
and more!

