

**Synonym**

BTLA,CD272

Source

Biotinylated Human BTLA (31-150), His,Avitag(BTA-H82E4) is expressed from human 293 cells (HEK293). It contains AA Lys 31 - Ser 150 (Accession # [AAP44003.1](#)).

Molecular Characterization

BTLA(Lys 31 - Ser 150) AAP44003.1	Poly-his	Avi
--------------------------------------	----------	-----

This protein carries a polyhistidine tag at the C-terminus, followed by an Avi tag (Avitag™).

The protein has a calculated MW of 17.4 kDa. The protein migrates as 28-34 kDa when calibrated against [Star Ribbon Pre-stained Protein Marker](#) under reducing (R) condition (SDS-PAGE) due to glycosylation.

Labeling

Biotinylation of this product is performed using Avitag™ technology. Briefly, the single lysine residue in the Avitag is enzymatically labeled with biotin.

Protein Ratio

Passed as determined by the HABA assay / binding ELISA.

Endotoxin

Less than 1.0 EU per µg by the LAL method.

Purity

>90% as determined by SDS-PAGE.

Formulation

Lyophilized from 0.22 µm filtered solution in PBS, pH7.4 with trehalose as protectant.

Contact us for customized product form or formulation.

Reconstitution

Please see Certificate of Analysis for specific instructions.

For best performance, we strongly recommend you to follow the reconstitution protocol provided in the CoA.

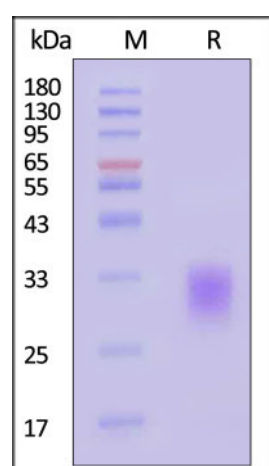
Storage

For long term storage, the product should be stored at lyophilized state at -20°C or lower.

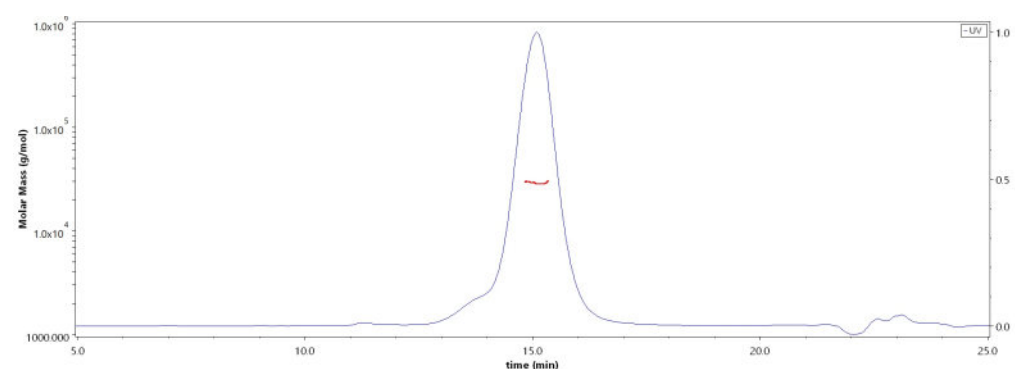
Please avoid repeated freeze-thaw cycles.

This product is stable after storage at:

- -20°C to -70°C for 12 months in lyophilized state;
- -70°C for 3 months under sterile conditions after reconstitution.

SDS-PAGE

Biotinylated Human BTLA (31-150), His,Avitag on SDS-PAGE under reducing (R) condition. The gel was stained with Coomassie Blue. The purity of the protein is greater than 90% (With [Star Ribbon Pre-stained Protein Marker](#)).

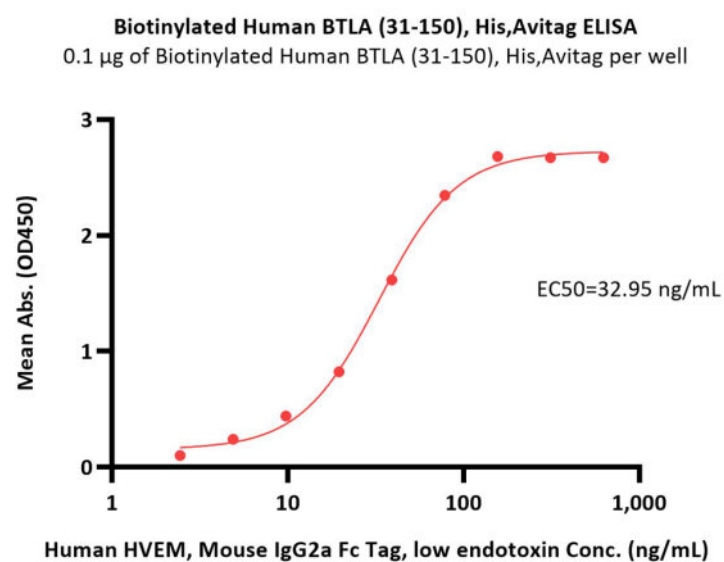
Bioactivity-ELISA**SEC-MALS**

The purity of Biotinylated Human BTLA (31-150), His,Avitag (Cat. No. BTA-H82E4) is more than 85% and the molecular weight of this protein is around 25-34 kDa verified by SEC-MALS.

Report

Discounts, Gifts,
and more!





Immobilized Biotinylated Human BTLA (31-150), His,Avitag (Cat. No. BTA-H82E4) at 1 µg/mL (100 µL/well) on streptavidin (Cat. No. STN-N5116) precoated (0.5 µg/well) plate can bind Human HVEM, Mouse IgG2a Fc Tag, low endotoxin with a linear range of 2-78 ng/mL (QC tested).

Background

B- and T-lymphocyte attenuator (BTLA) is also known as B- and T-lymphocyte-associated protein, CD antigen CD272. BTLA contains one Ig-like V-type (immunoglobulin-like) domain. As a lymphocyte inhibitory receptor, BTLA / CD272 inhibits lymphocytes during immune response. BTLA / CD272 can interact with tyrosine phosphatases PTPN6/SHP-1 and PTPN11/SHP-2, and interact with TNFRSF14/HVEM.

Clinical and Translational Updates

Discounts, Gifts,
and more!

