



Synonym

DNAM1,CD226,PTA1

Source

Human DNAM-1, His Tag(DN1-H52H6) is expressed from human 293 cells (HEK293). It contains AA Glu 19 - Asn 247 (Accession # [NP_006557](#)).

Predicted N-terminus: Glu 19

Molecular Characterization

DNAM-1(Glu 19 - Asn 247)
NP_006557 Poly-his

This protein carries a polyhistidine tag at the C-terminus.

The protein has a calculated MW of 27.9 kDa. The protein migrates as 36-50 kDa when calibrated against [Star Ribbon Pre-stained Protein Marker](#) under reducing (R) condition (SDS-PAGE) due to glycosylation.

Endotoxin

Less than 1.0 EU per µg by the LAL method.

Purity

>95% as determined by SDS-PAGE.

Formulation

Lyophilized from 0.22 µm filtered solution in PBS, pH7.4 with trehalose as protectant.

Contact us for customized product form or formulation.

Reconstitution

Please see Certificate of Analysis for specific instructions.

For best performance, we strongly recommend you to follow the reconstitution protocol provided in the CoA.

Storage

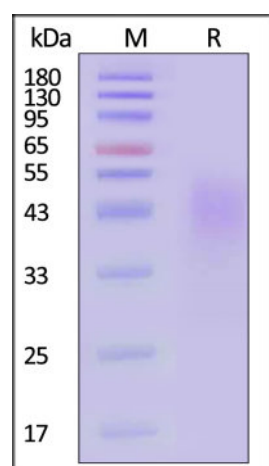
For long term storage, the product should be stored at lyophilized state at -20°C or lower.

Please avoid repeated freeze-thaw cycles.

This product is stable after storage at:

- -20°C to -70°C for 12 months in lyophilized state;
- -70°C for 12 months under sterile conditions after reconstitution.

SDS-PAGE

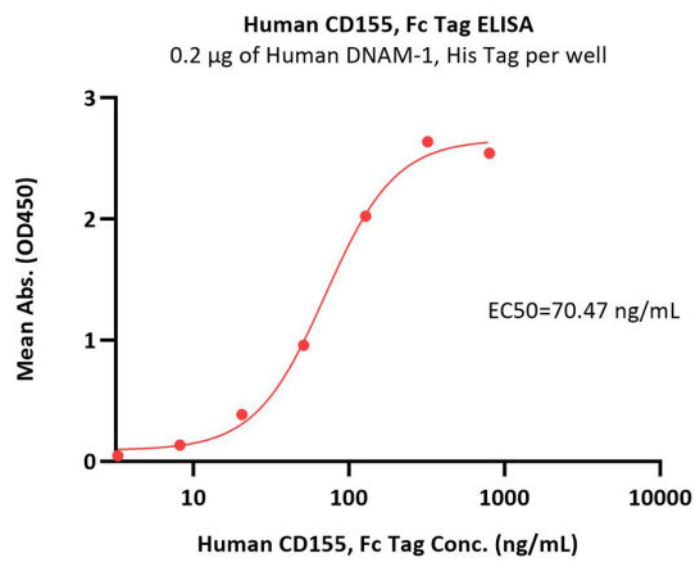


Human DNAM-1, His Tag on SDS-PAGE under reducing (R) condition. The gel was stained with Coomassie Blue. The purity of the protein is greater than 95% (With [Star Ribbon Pre-stained Protein Marker](#)).

Bioactivity-ELISA

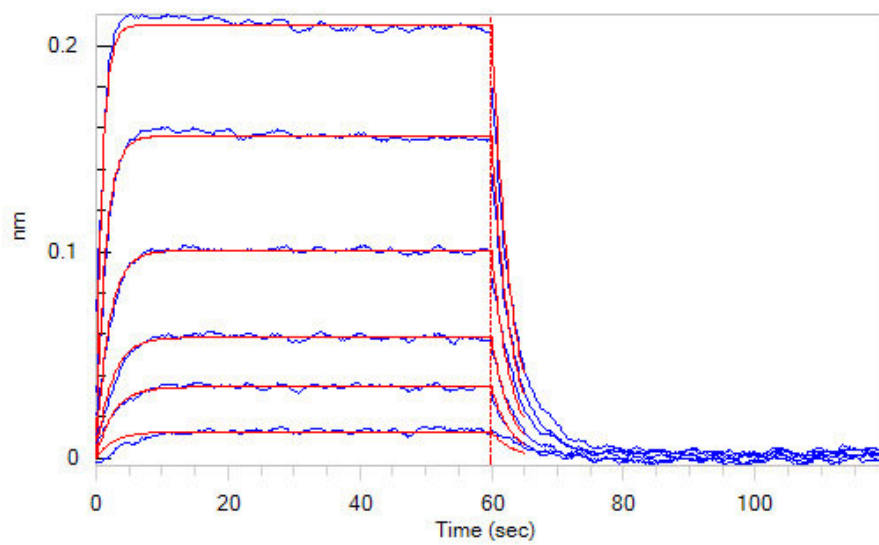
Discounts, Gifts,
and more!





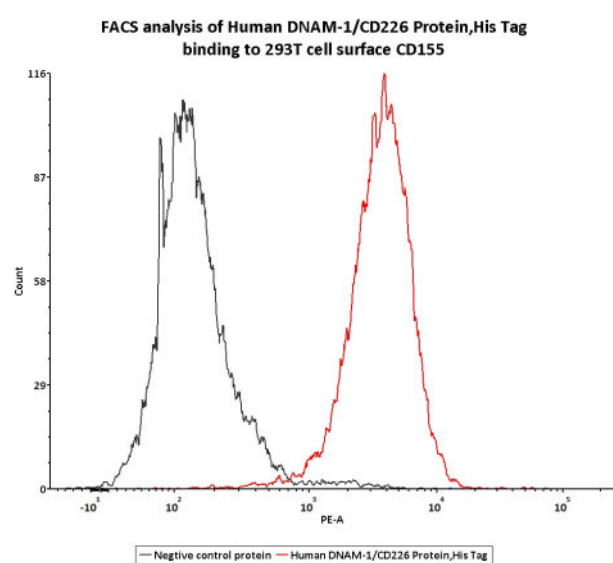
Immobilized Human DNAM-1, His Tag (Cat. No. DN1-H52H6) at 2 µg/mL (100 µL/well) can bind Human CD155, Fc Tag (Cat. No. CD5-H5251) with a linear range of 3-128 ng/mL (QC tested).

Bioactivity-BLI



Loaded Human CD155, Mouse IgG2a Fc Tag, low endotoxin (Cat. No. CD5-H5254) on Protein A Biosensor, can bind Human DNAM-1, His Tag (Cat. No. DN1-H52H6) with an affinity constant of 0.57 µM as determined in BLI assay (ForteBio Octet Red96e) (Routinely tested).

Bioactivity-FACS



Discounts, Gifts, and more!



Human DNAM-1 / CD226 Protein, His Tag

Catalog # DN1-H52H6



BIOSYSTEMS
Acro

FACS assay shows that Human DNAM-1, His Tag (Cat. No. DN1-H52H6) can bind to 293T cell overexpressing human CD155. The concentration of DNAM-1 used is 3 µg/mL (Routinely tested).

Background

DNAX accessory molecule 1 (DNAM-1), a single-pass type I membrane protein, is also known as CD226 antigen and platelet and T cell activation antigen 1 (PTA1), which contains 2 Ig-like C2-type (immunoglobulin-like) domains. DNAM-1 is a ~65 kDa glycoprotein expressed on the surface of natural killer cells, platelets, monocytes and a subset of T cells. DNAM-1 mediates cellular adhesion to other cells bearing its ligands, CD112 and CD155, and cross-linking DNAM-1 with antibodies causes cellular activation. Furthermore, DNAM-1 can interact with PVR and PVRL2.

Clinical and Translational Updates

Discounts, Gifts,
and more!



➤ www.acrobiosystems.com

3/1/2024