



Synonym

gastrin-17,gastrin 17,gastrin

Source

Biotinylated Human Gastrin-17, Fc,Avitag (GA7-H82F4) is expressed from human 293 cells (HEK293).

Molecular Characterization

This protein carries a human IgG1 Fc tag at the C-terminus, followed by an Avi tag (Avitag™).

The protein has a calculated MW of 30.3 kDa. The protein migrates as 34-40 kDa under reducing (R) condition (SDS-PAGE) due to glycosylation.

Labeling

Biotinylation of this product is performed using Avitag™ technology. Briefly, the single lysine residue in the Avitag is enzymatically labeled with biotin.

Protein Ratio

Passed as determined by the HABA assay / binding ELISA.

Endotoxin

Less than 0.1 EU per µg by the LAL method.

Sterility

Negative

Purity

>90% as determined by SDS-PAGE.

>90% as determined by SEC-MALS.

Formulation

Lyophilized from 0.22 µm filtered solution in PBS, pH7.4 with trehalose as protectant.

Contact us for customized product form or formulation.

Reconstitution

Please see Certificate of Analysis for specific instructions.

For best performance, we strongly recommend you to follow the reconstitution protocol provided in the CoA.

Storage


For long term storage, the product should be stored at lyophilized state at -20°C or lower.

Please avoid repeated freeze-thaw cycles.

This product is stable after storage at:

- -20°C to -70°C for 12 months in lyophilized state;
- -70°C for 3 months under sterile conditions after reconstitution.

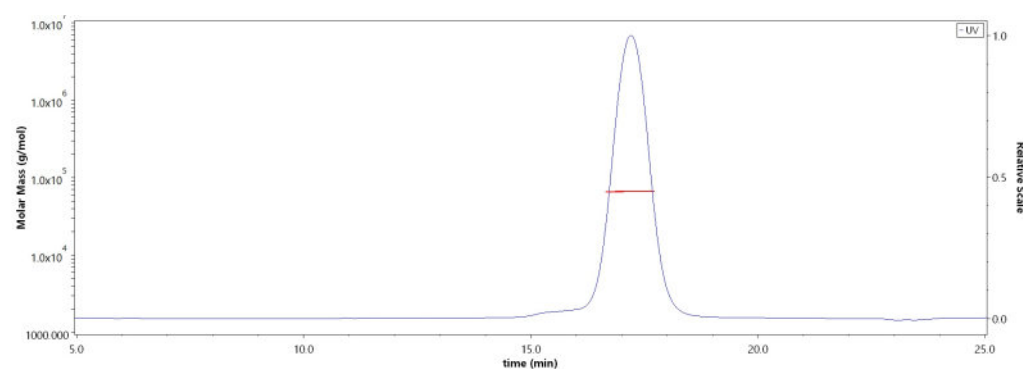
SDS-PAGE



Biotinylated Human Gastrin-17, Fc,Avitag on SDS-PAGE under reducing (R) condition. The gel was stained with Coomassie Blue. The purity of the protein is greater than 90%.

Bioactivity-ELISA

SEC-MALS



The purity of Biotinylated Human Gastrin-17, Fc,Avitag (Cat. No. GA7-H82F4) is more than 90% and the molecular weight of this protein is around 60-70 kDa verified by SEC-MALS.

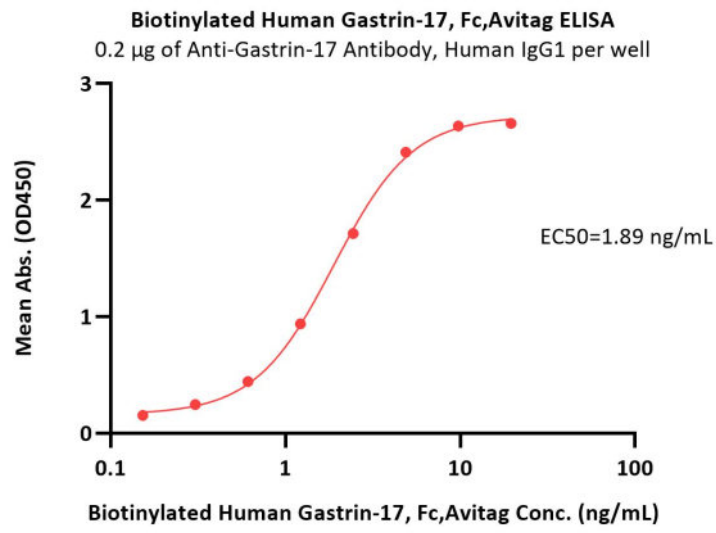
[Report](#)

Discounts, Gifts,
and more!



Biotinylated Human Gastrin-17 Protein, Fc,Avitag™ (MALS verified)

Catalog # GA7-H82F4



Immobilized Anti-Gastrin-17 antibody, Human IgG1 at 2 µg/mL (100 µL/well) can bind Biotinylated Human Gastrin-17, Fc,Avitag (Cat. No. GA7-H82F4) with a linear range of 0.1-2.5 ng/mL (QC tested).

Background

Gastrin is a peptide hormone that stimulates secretion of gastric acid (HCl) by the parietal cells of the stomach and aids in gastric motility. It is released by G cells in the pyloric antrum of the stomach, duodenum, and the pancreas. Gastrin binds to cholecystinin B receptors to stimulate the release of histamines in enterochromaffin-like cells, and it induces the insertion of K⁺/H⁺ ATPase pumps into the apical membrane of parietal cells (which in turn increases H⁺ release into the stomach cavity). Its release is stimulated by peptides in the lumen of the stomach.

Clinical and Translational Updates

Discounts, Gifts,
and more!



www.acrobiosystems.com