



Synonym

latent GDF-8, GDF-8, Myostatin, GDF8, MSTN, Growth,differentiation factor 8

Source

Human latent GDF-8, His Tag(GD8-H5243) is expressed from human 293 cells (HEK293). It contains AA Asn 24 - Ser 375 (Accession # [O14793-1](#)).

Predicted N-terminus: His

Molecular Characterization

Poly-his latent GDF-8(Asn 24 - Ser 375)
O14793-1

This protein carries a polyhistidine tag at the N-terminus. The protein migrates as 14kDa, 35 kDa and 45-50 kDa when calibrated against [Star Ribbon Pre-stained Protein Marker](#) under reducing (R) condition (SDS-PAGE), speculated as mature GDF-8, propeptide and latent GDF-8 respectively due to glycosylation.

Endotoxin

Less than 1.0 EU per µg by the LAL method.

Purity

>90% as determined by SDS-PAGE.

>90% as determined by SEC-MALS.

Formulation

Lyophilized from 0.22 µm filtered solution in PBS, pH7.4,0.2M Arg with trehalose as protectant.

Contact us for customized product form or formulation.

Reconstitution

Please see Certificate of Analysis for specific instructions.

For best performance, we strongly recommend you to follow the reconstitution protocol provided in the CoA.

Storage

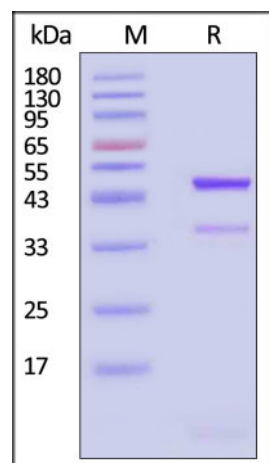
For long term storage, the product should be stored at lyophilized state at -20°C or lower.

Please avoid repeated freeze-thaw cycles.

This product is stable after storage at:

- -20°C to -70°C for 12 months in lyophilized state;
- -70°C for 3 months under sterile conditions after reconstitution.

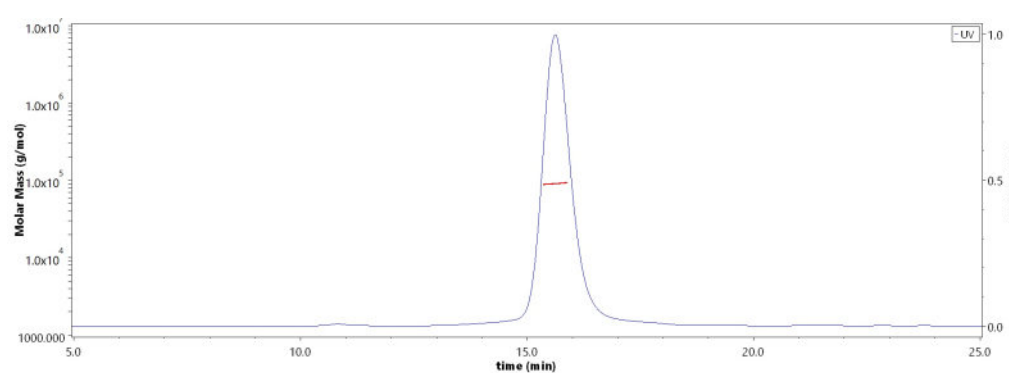
SDS-PAGE



Human latent GDF-8, His Tag on SDS-PAGE under reducing (R) condition. The gel was stained with Coomassie Blue. The purity of the protein is greater than 90% (With [Star Ribbon Pre-stained Protein Marker](#)).

Bioactivity-SPR

SEC-MALS



The purity of Human latent GDF-8, His Tag (Cat. No. GD8-H5243) is more than 90% and the molecular weight of this protein is around 80-95 kDa verified by SEC-MALS.

[Report](#)

Discounts, Gifts,
and more!

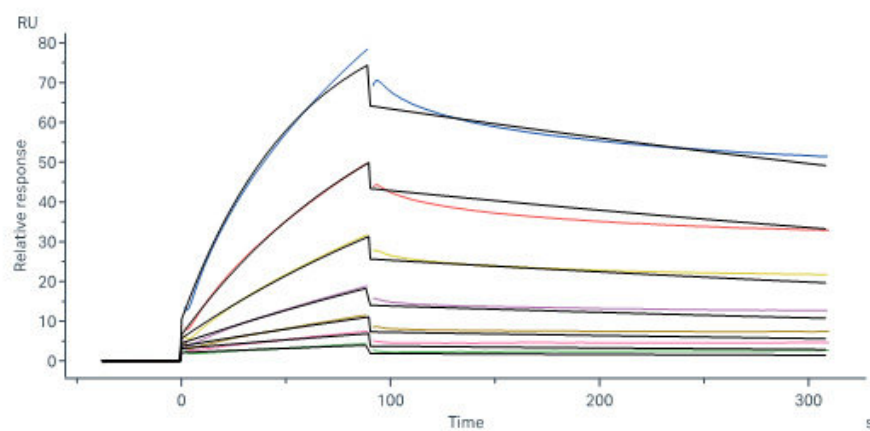


Human latent GDF-8 Protein, His Tag (MALS verified)

Catalog # GD8-H5243



BIOSYSTEMS
Acro
Surprise Inside!



Human Follistatin Protein, His Tag, premium grade (Cat. No. FON-H52H4) immobilized on CM5 Chip can bind Human latent GDF-8, His Tag (Cat. No. GD8-H5243) with an affinity constant of 364 nM as determined in a SPR assay (Biacore 8K) (Routinely tested).

Background

Growth differentiation factor 8 (GDF8), also known as myostatin, is a unique member of the transforming growth factor- β superfamily that is expressed in human granulosa cells and has important roles in regulating a variety of ovarian functions. GDF8 acts as a negative regulator of skeletal muscle growth and differentiation. In addition to the expression in the musculoskeletal system, GDF8 is also expressed in various tissues, including the reproductive system.

Clinical and Translational Updates

Discounts, Gifts,
and more!



www.acrobiosystems.com

6/11/2024