



**Synonym**

HLA-C\*0303 | B2M

**Source**

Biotinylated Human HLA-C\*03:03&B2M Monomer Protein(HLM-H82E9) is expressed from human 293 cells (HEK293). It contains AA Gly 25- Ile 308 (HLA-C\*03:03) & Ile 21-Met 119 (B2M) (Accession # [QDK63961.1](#) (HLA-C\*03:03) & [P61769-1](#) (B2M)).

Predicted N-terminus: Gly 25 & Ile 21

**Molecular Characterization**

This protein carries a polyhistidine tag at the C-terminus, followed by an Avi tag (Avitag™).

The protein has a calculated MW of 36.5 kDa and 11.7 kDa. The protein migrates as 42-47 kDa and 13 kDa under reducing (R) condition (SDS-PAGE) due to glycosylation.

**Labeling**

*Biotinylation of this product is performed using Avitag™ technology. Briefly, the single lysine residue in the Avitag is enzymatically labeled with biotin.*

**Protein Ratio**

Passed as determined by the HABA assay / binding ELISA.

**Endotoxin**

Less than 1.0 EU per µg by the LAL method.

**Purity**

>90% as determined by SDS-PAGE.

>90% as determined by SEC-MALS.

**Formulation**

Lyophilized from 0.22 µm filtered solution in PBS, pH7.4 with trehalose as protectant.

Contact us for customized product form or formulation.

**Reconstitution**

Please see Certificate of Analysis for specific instructions.

*For best performance, we strongly recommend you to follow the reconstitution protocol provided in the CoA.*

**Storage**


For long term storage, the product should be stored at lyophilized state at -20°C or lower.

*Please avoid repeated freeze-thaw cycles.*

This product is stable after storage at:

- -20°C to -70°C for 12 months in lyophilized state;
- -70°C for 3 months under sterile conditions after reconstitution.

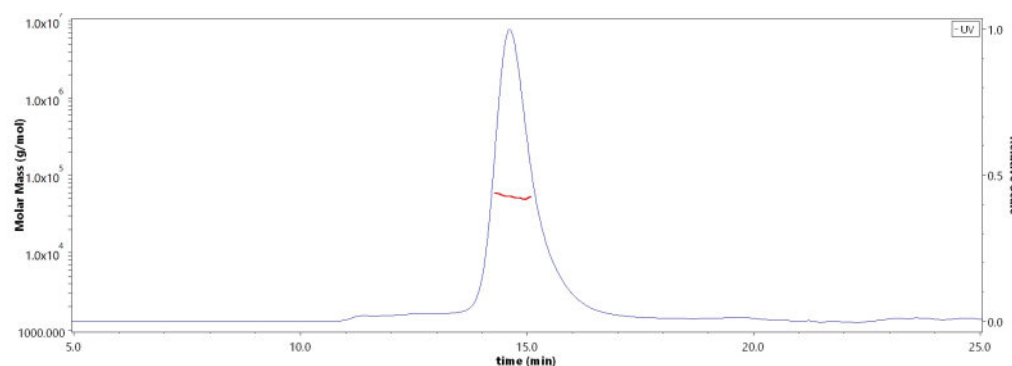
**SDS-PAGE**



Biotinylated Human HLA-C\*03:03&B2M Monomer Protein on SDS-PAGE under reducing (R) condition. The gel was stained with Coomassie Blue. The purity of the protein is greater than 90%.

**Bioactivity-ELISA**

**SEC-MALS**

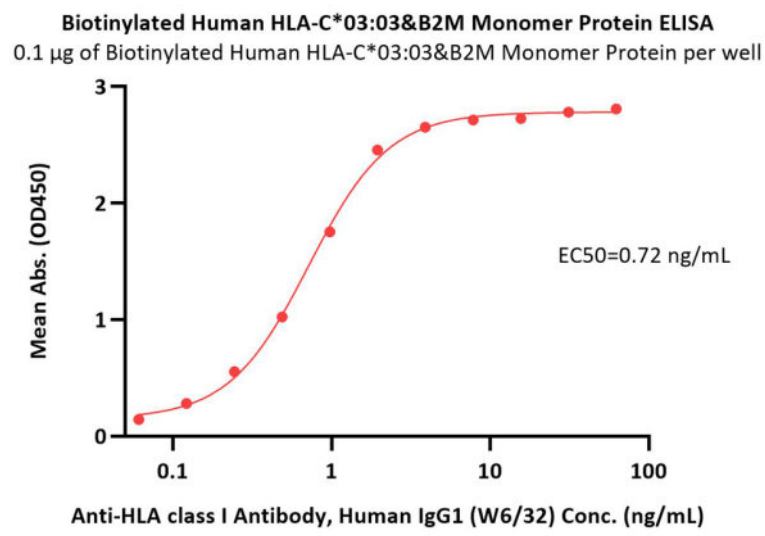


The purity of Biotinylated Human HLA-C\*03:03&B2M Monomer Protein (Cat. No. HLM-H82E9) is more than 90% and the molecular weight of this protein is around 45-60 kDa verified by SEC-MALS.

[Report](#)

Discounts, Gifts,  
and more!





Immobilized Biotinylated Human HLA-C\*03:03&B2M Monomer Protein (Cat. No. HLM-H82E9) at 1 µg/mL (100 µL/well) on streptavidin (Cat. No. STN-N5116) precoated (0.5 µg/well) plate can bind Anti-HLA class I Antibody, Human IgG1 (W6/32) with a linear range of 0.1-2 ng/mL (QC tested).

## Clinical and Translational Updates

Discounts, Gifts,  
and more!

