

Synonym

LILRB4,ILT3,LIR5,CD85K,HM18

Source

Human LILRB4, Mouse IgG2a Fc Tag(LI4-H5257) is expressed from human 293 cells (HEK293). It contains AA Gln 22 - Glu 259 (Accession # [AAH26309.1](#)).

Molecular Characterization

LILRB4(Gln 22 - Glu 259) AAH26309.1	mFc(Glu 98 - Lys 330) P01863
--	---------------------------------

This protein carries a mouse IgG2a Fc tag at the C-terminus

The protein has a calculated MW of 53.3 kDa. The protein migrates as 60-66 kDa under reducing (R) condition (SDS-PAGE) due to glycosylation.

Endotoxin

Less than 0.1 EU per µg by the LAL method.

Purity

>95% as determined by SDS-PAGE.

>90% as determined by SEC-MALS.

Formulation

Lyophilized from 0.22 µm filtered solution in 50 mM Tris, 100 mM Glycine, 150 mM NaCl, pH7.5 with trehalose as protectant.

Contact us for customized product form or formulation.

Reconstitution

Please see Certificate of Analysis for specific instructions.

For best performance, we strongly recommend you to follow the reconstitution protocol provided in the CoA.


Storage

For long term storage, the product should be stored at lyophilized state at -20°C or lower.

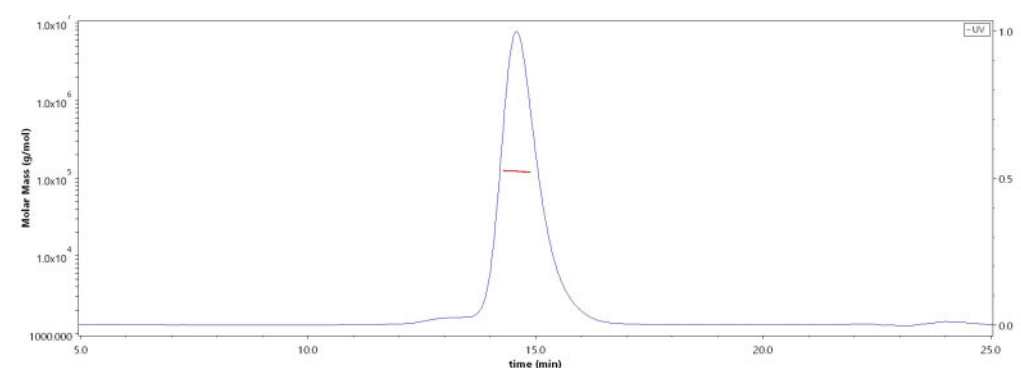
Please avoid repeated freeze-thaw cycles.

This product is stable after storage at:

- -20°C to -70°C for 12 months in lyophilized state;
- -70°C for 3 months under sterile conditions after reconstitution.

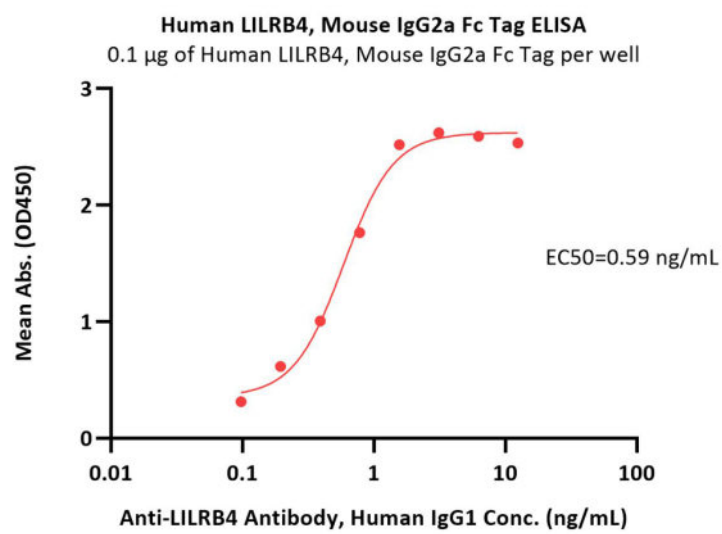
SDS-PAGE

Human LILRB4, Mouse IgG2a Fc Tag on SDS-PAGE under reducing (R) condition. The gel was stained overnight with Coomassie Blue. The purity of the protein is greater than 95%.

Bioactivity-ELISA**SEC-MALS**

The purity of Human LILRB4, Mouse IgG2a Fc Tag (Cat. No. LI4-H5257) is more than 90% and the molecular weight of this protein is around 110-130 kDa verified by SEC-MALS.

[Report](#)



Immobilized Human LILRB4, Mouse IgG2a Fc Tag (Cat. No. LI4-H5257) at 1 µg/mL (100 µL/well) can bind Anti-LILRB4 Antibody, Human IgG1 with a linear range of 0.1-2 ng/mL (QC tested).

Background

Leukocyte immunoglobulin-like receptor subfamily B member 4 (LILRB4) is also known as CD85 antigen-like family member K (CD85K), Immunoglobulin-like transcript 3 (ILT-3), Leukocyte immunoglobulin-like receptor 5 (LIR-5), Monocyte inhibitory receptor HM18, which belongs to the leukocyte immunoglobulin-like receptor (LIR) family. LILRB4 / CD85K contains 2 Ig-like C2-type (immunoglobulin-like) domains. CD85K is detected in monocytes, macrophages, dendritic cells, lung, natural killer cells and B-cells. LILRB4 / CD85K is receptor for class I MHC antigens. CD85K recognizes a broad spectrum of HLA-A, HLA-B, HLA-C and HLA-G alleles, involved in the down-regulation of the immune response and the development of tolerance. LILRB4 interferes with TNFRSF5-signaling and NF-kappa-B up-regulation and inhibits receptor-mediated phosphorylation of cellular proteins and mobilization of intracellular calcium ions.

Clinical and Translational Updates

Please contact us via TechSupport@acrobiosystems.com if you have any question on this product.