



### Source

Monoclonal Anti-Influenza A [A/Thailand/1(KAN-1)/2004] NA (H5N1) Antibody, Human IgG1 (7B8) is a chimeric monoclonal antibody recombinantly expressed from HEK293, which combines the variable region of a mouse monoclonal antibody with Human constant domain.

### Clone

7B8

### Isotype

Human IgG1 | Human Kappa

### Conjugate

Unconjugated

### Antibody Type

Recombinant Monoclonal

### Reactivity

Virus

### Immunogen

Recombinant Influenza A [A/Thailand/1(KAN-1)/2004(H5N1)] Neuraminidase (NA) Protein is expressed from human 293 cells.

### Specificity

Specifically recognizes Influenza A [A/Thailand/1(KAN-1)/2004(H5N1)] Neuraminidase (NA).

### Application

Application	Recommended Usage
ELISA	0.1-8 ng/mL

### Cross Verification

This product No cross-reactivity in ELISA with  
Influenza B [Austria/1359417/2021] Neuraminidase (NA) Protein, His Tag (Cat. No. NEE-V5245).  
Influenza B [PHUKET/3073/2013] Neuraminidase (NA) Protein, His Tag (Cat. No. NEE-V5246).  
Influenza A [Darwin/6/2021] Neuraminidase (NA) Protein, His Tag (Cat. No. NEE-V5247).  
Influenza A [A/Darwin/9/2021 (H3N2)] Neuraminidase (NA) Protein, His Tag (Cat. No. NE2-V5249).  
Influenza A [turkey/Germany-MV/R2472/2014(H5N8)] Neuraminidase (NA) Protein, His Tag (Cat. No. NEE-V5249).  
Influenza A [Guangdong/18SF020(H5N6)] Neuraminidase (NA) Protein, His Tag (Cat. No. NEE-V524h) (Routinely tested).

### Purity

>90% as determined by SDS-PAGE.  
>90% as determined by SEC-MALS.

### Purification

Protein A purified/ Protein G purified

### Formulation

Lyophilized from 0.22 µm filtered solution in PBS, pH7.4 with trehalose as protectant.

Contact us for customized product form or formulation.

### Reconstitution

Please see Certificate of Analysis for specific instructions.

*For best performance, we strongly recommend you to follow the reconstitution protocol provided in the CoA.*

### Storage

For long term storage, the product should be stored at lyophilized state at -20°C or lower.

*Please avoid repeated freeze-thaw cycles.*

This product is stable after storage at:

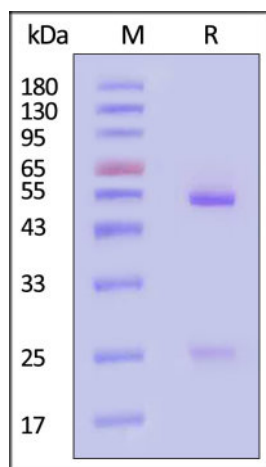
- -20°C to -70°C for 12 months in lyophilized state;
- -70°C for 3 months under sterile conditions after reconstitution.

### SDS-PAGE

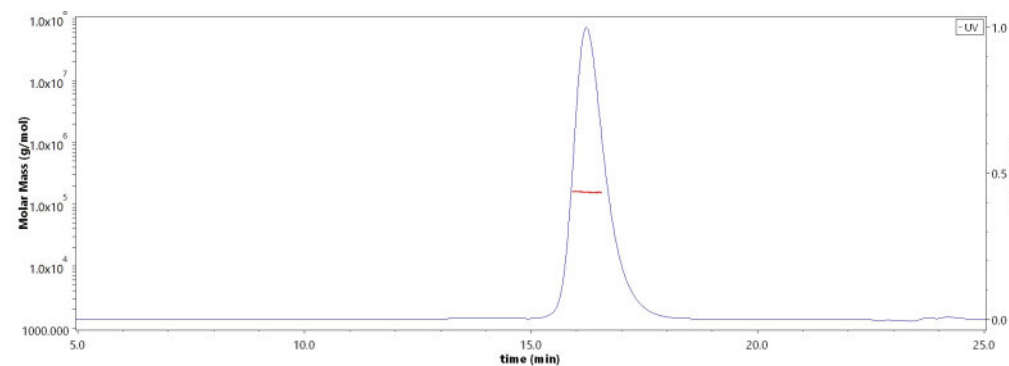
### SEC-MALS

Discounts, Gifts,  
and more!





Monoclonal Anti-Influenza A [A/Thailand/1(KAN-1)/2004] NA (H5N1) Antibody, Human IgG1 (7B8) on SDS-PAGE under reducing (R) condition. The gel was stained with Coomassie Blue. The purity of the protein is greater than 90% (With [Star Ribbon Pre-stained Protein Marker](#)).

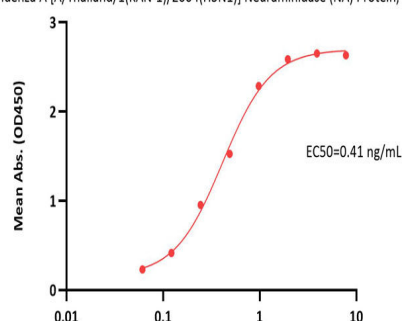


The purity of Monoclonal Anti-Influenza A [A/Thailand/1(KAN-1)/2004] NA (H5N1) Antibody, Human IgG1 (7B8) (Cat. No. NEE-M697) is more than 90% and the molecular weight of this protein is around 135-160 kDa verified by SEC-MALS.

[Report](#)

### Bioactivity-ELISA

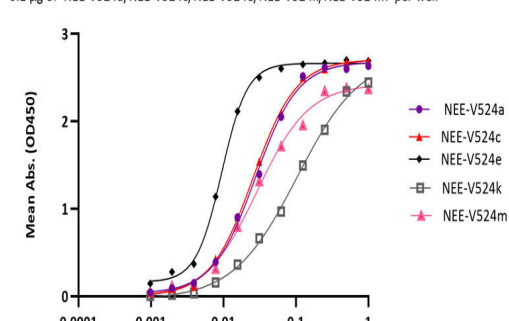
Monoclonal Anti-Influenza A [A/Thailand/1(KAN-1)/2004] NA (H5N1) Antibody, Human IgG1 (7B8) ELISA  
0.1 µg of Influenza A [A/Thailand/1(KAN-1)/2004(H5N1)] Neuraminidase (NA) Protein, His Tag per well



Monoclonal Anti-Influenza A [A/Thailand/1(KAN-1)/2004] NA (H5N1) Antibody, Human IgG1 (7B8) Conc. (ng/mL)

Immobilized Influenza A [A/Thailand/1(KAN-1)/2004(H5N1)] Neuraminidase (NA) Protein, His Tag (Cat. No. HA1-V5245) at 1 µg/mL (100 µL/well) can bind Monoclonal Anti-Influenza A [A/Thailand/1(KAN-1)/2004] NA (H5N1) Antibody, Human IgG1 (7B8) (Cat. No. NEE-M697) with a linear range of 0.06-1 ng/mL (QC tested).

Monoclonal Anti-Influenza A [A/Thailand/1(KAN-1)/2004] NA (H5N1) Antibody, Human IgG1 (7B8) ELISA  
0.1 µg of NEE-V524a/NEE-V524c/NEE-V524e/NEE-V524k/NEE-V524m per well



Monoclonal Anti-Influenza A [A/Thailand/1(KAN-1)/2004] NA (H5N1) Antibody, Human IgG1 (7B8) Conc. (µg/mL)

Influenza A [Sydney/5/2021(H1N1)] Neuraminidase (NA) Protein, His Tag/Influenza A [A/Victoria/4897/2022(H1N1)] Neuraminidase (NA) Protein, His Tag (Cat. No. NEE-V524c)/Influenza A [Victoria/2570/2019(H1N1)] Neuraminidase (NA) Protein, His Tag (Cat. No. NEE-V524e)/Influenza A [Wisconsin/588/2019(H1N1)] Neuraminidase (NA) Protein, His Tag (Cat. No. NEE-V524k)/Influenza A [Wisconsin/67/2022(H1N1)] Neuraminidase (NA) Protein, His Tag (Cat. No. NEE-V524m) combines well with Monoclonal Anti-Influenza A [A/Thailand/1(KAN-1)/2004] NA (H5N1) Antibody, Human IgG1 (7B8) (Cat. No. NEE-M697) (Routinely tested).

### Background

Neuraminidase (NA) and hemagglutinin (HA) are major membrane glycoproteins found on the surface of influenza virus. Hemagglutinin binds to the sialic acid-containing receptors on the surface of host cells during initial infection and at the end of an infectious cycle. Neuraminidase, on the other hand, cleaves the HA-sialic acid bondage from the newly formed virions and the host cell receptors during budding. Neuraminidase thus is described as a receptor-destroying enzyme which facilitates virus release and efficient spread of the progeny virus from cell to cell.

### Clinical and Translational Updates

Discounts, Gifts,  
and more!

