



Source

Monoclonal Anti-SFTS virus pre-Gc protein(SFTS virus (HN6)) Antibody, Human IgG1 (17D4) is a chimeric monoclonal antibody recombinantly expressed from HEK293, which combines the variable region of a mouse monoclonal antibody with Human constant domain.

Clone

17D4

Species

Mouse

Isotype

Human IgG1 | Human Kappa

Conjugate

Unconjugated

Antibody Type

Recombinant Monoclonal

Reactivity

Virus

Immunogen

Recombinant SFTS virus pre-Gc Protein (HN6) is expressed from human 293 cells.

Specificity

Specifically recognizes SFTS virus pre-Gc Protein (HN6).

Application

Application	Recommended Usage
ELISA	0.05-13 ng/mL

Purity

>95% as determined by SDS-PAGE.

>90% as determined by SEC-MALS.

Purification

Protein A purified/ Protein G purified

Formulation

Lyophilized from 0.22 µm filtered solution in PBS, pH7.4 with trehalose as protectant.

Contact us for customized product form or formulation.

Reconstitution

Please see Certificate of Analysis for specific instructions.

For best performance, we strongly recommend you to follow the reconstitution protocol provided in the CoA.

Storage

For long term storage, the product should be stored at lyophilized state at -20°C or lower.

Please avoid repeated freeze-thaw cycles.

This product is stable after storage at:

- -20°C to -70°C for 12 months in lyophilized state;
- -70°C for 3 months under sterile conditions after reconstitution.

SDS-PAGE


SEC-MALS

Discounts, Gifts, and more!

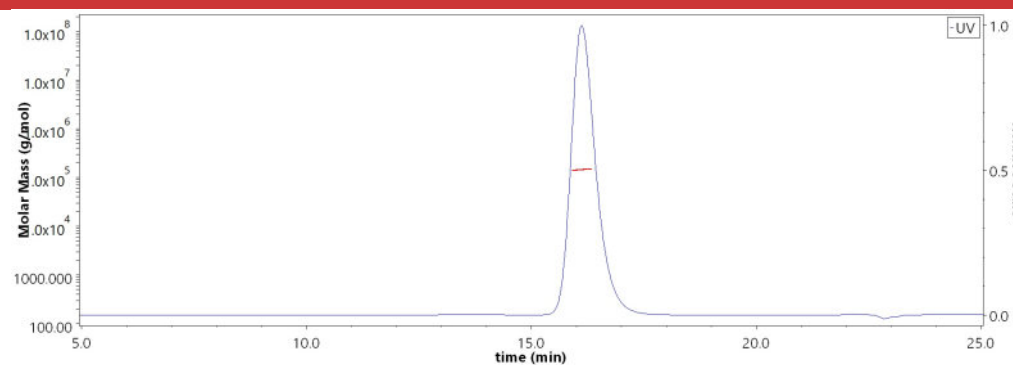


Monoclonal Anti-SFTS virus pre-Gc protein(SFTS virus (HN6)) Antibody, Human IgG1 (17D4) (MALS verified)

Catalog # PRN-MY316



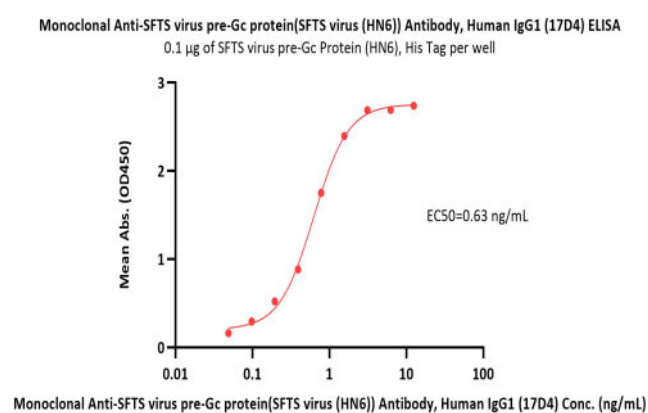
Monoclonal Anti-SFTS virus pre-Gc protein(SFTS virus (HN6)) Antibody, Human IgG1 (17D4) on SDS-PAGE under reducing (R) condition. The gel was stained with Coomassie Blue. The purity of the protein is greater than 95% (With [Star Ribbon Pre-stained Protein Marker](#)).



The purity of Monoclonal Anti-SFTS virus pre-Gc protein(SFTS virus (HN6)) Antibody, Human IgG1 (17D4) (Cat. No. PRN-MY316) is more than 90% and the molecular weight of this protein is around 135-160 kDa verified by SEC-MALS.

[Report](#)

Bioactivity-ELISA



Immobilized SFTS virus pre-Gc Protein (HN6), His Tag (Cat. No. PRN-S52H3) at 1 µg/mL (100 µL/well) can bind Monoclonal Anti-SFTS virus pre-Gc protein(SFTS virus (HN6)) Antibody, Human IgG1 (17D4) (Cat. No. PRN-MY316) with a linear range of 0.05-2 ng/mL (QC tested).

Background

Hantaviruses (genus Orthohantavirus) are enveloped, negative-sense, single-stranded ribonucleic acid (RNA) viruses. The genomes of hantaviruses are composed of tri-segmented single-stranded, negative sense RNA, designated as small (S), medium (M) and large (L) segments. Each segment encodes nucleocapsid protein (NP), glycoprotein precursor (GPC) and RNA-dependent RNA polymerase (RdRp), respectively. GPC is posttranslationally cleaved into Gn and Gc. Glycoproteins Gn and Gc are transmembrane proteins and constitute an envelope with a lipid membrane derived from host cells. Gn and Gc are involved in receptor binding, membrane fusion and induction of protective immunity. The two glycoproteins are presumed to be the major elements involved in the induction of neutralizing antibodies during hantavirus infection.

Clinical and Translational Updates

Discounts, Gifts,
and more!

